

Digital Front End: _____

Print Engine: _____

Print Options Used: _____

Note: Please record the settings that were used to produce this print sample.


This exercise will demonstrate the ability to make changes to the Sharpness setting on Revoria Flow PC11. This feature can be used to improve the image quality of both Photos (Bitmap elements) as well as Text & Line work (Vector elements). The printed effect is like the results achieved when sharpening is applied in pre-press, using desktop publishing software.




0.06pt




0.09pt



0.12pt



0.25pt



Sample for Sharpness

Sample for Sharpness

Sample for Sharpness

Sample for Sharpness

Sample for Sharpness

